

Phylum Annelida

The first Segments animals


Size range of 1mm to 3m

Oct 30 - 1:02 PM

Examples: earthworm and fireworm



<http://www.kidcyber.com.au/IMAGES/earthworms.jpg>



Hermodice carunculata, Bearded Fireworm at MarineBio.org

Oct 30 - 1:03 PM

Each segment contains digestive, excretory, circulatory, and locomotor organs

Some segments are modified for specific functions

Oct 30 - 1:05 PM

Cerebral ganglion- primitive brain

The brain is connected to a nerve cord that runs the entire length of the body

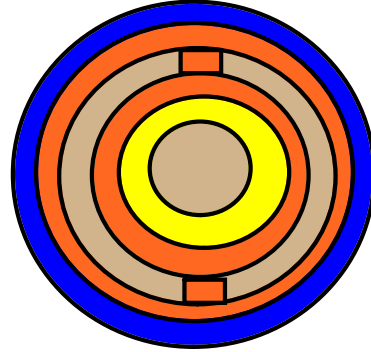


Septa- internal body wall that separate the segments

Oct 30 - 1:06 PM

Characteristics of Annelids

1. Coelom- fluid-filled coelom located entirely in the mesoderm



Oct 30 - 1:08 PM

2. Organ systems- closed circulatory system and a highly modified gut

Oct 30 - 1:10 PM


3. Bristles- external bristles (setae)
- a. They are paired on each segments and increase traction
- b. Parapodia- some annelids also have fleshy appendages



Hermodice carunculata, Bearded Fireworm at MarineBio.org

Oct 30 - 1:10 PM

Parapodia and the number of setae on each segment are used to classify the organism



<http://dbsdb.nus.edu.sg/epic/biramous2.jpg>

Oct 30 - 1:11 PM


Class Polychaeta

Marine Worms

The largest group of annelids

Unusual forms and iridescent color

They have parapodia that are fleshy and paddle-like




Hermodice carunculata, Bearded Fireworm at MarineBio.org

Oct 30 - 1:12 PM

They are used to swim, borrow, or crawl

They greatly increase the animals

Surface area for gas exchange



<http://dbsdb.nus.edu.sg/epic/biramous2.jpg>

Oct 30 - 1:14 PM

Tubeworms

Live in protective tubes formed by hard secretions of glands

Sometimes only their head is stuck out of the tube

Oct 30 - 1:15 PM

Examples: nereis and feather dusters



<http://miljolare.no/virtue/img/nydisk2004/images/008%20Nereis%2006.jpg>



<http://saltaquarium.about.com/blclipartfduster2.htm>

Oct 30 - 1:15 PM

Class Oligochaeta

Earthworms and some fresh water worms

Lack a distinctive head region and have no eyes

Have light sensitive organs located on each end of their body

Oct 30 - 1:18 PM

Earthworm's Digestion

Eat their way through soil

They consume their own body weight in soil each day

Food moves from the esophagus, crop (storage chamber), gizzard (grinds the food), intestine (food absorbs)

Oct 30 - 1:19 PM

Respiration

oxygen and carbon dioxide diffuse
through the skin

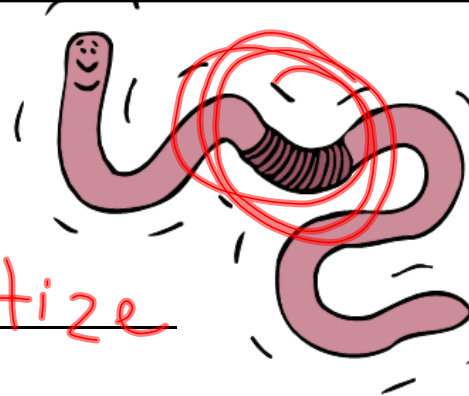
Oct 30 - 1:20 PM

Reproduction

Hermaphrodites

They do not self-fertilize

Clitellum release a
cocoon that surrounds that eggs



Oct 30 - 1:20 PM

Brain

Coordinates the muscular activity

Process the info from the light sensitive Organs

Oct 30 - 1:21 PM

Class Hirudinea

Leeches

Had blood suckers at both ends of its body

Most are predators or scavengers

Some are parasites on vertebrates or crustaceans

Oct 30 - 1:22 PM

Lack both setae and parapodia

Has a flattened body

The segments are not separated
internally

Oct 30 - 1:22 PM